



YOLO COUNTY BASIC INCOME (YOBI) PROJECT

PROJECT SUMMARY

In 2022, Yolo County Health and Human Services Agency (HHSA) launched the Yolo County Basic Income (YOBI) project and engaged the UC Davis Center for Regional Change to evaluate the project via the collection of survey data from YOBI participants. The YOBI project was designed to address the county's poverty, which is ~25% higher than the California rate reported in the 2021 Census. More than 15% [1] of people in Yolo County live in poverty, which for a family of four, means living on less than \$30,000 a year. Poverty profoundly impacts early childhood development [2], and YOBI aims to improve the health and wellness of caregivers and children in Yolo County living in poverty. Every family with a child under the age of 5, experiencing homelessness or at-risk of becoming homeless, in the CalWORKs Housing Support Program (HSP) at the launch of YOBI was offered enrollment with a monthly cash payment, provided in the form of a prepaid 'USIO' card, to boost household income above the adjusted California poverty line for 2 years. Additionally, some families in CalWORKs but not in HSP received the YOBI cash payment. Only households with either a pregnant parent or child under the age of five were eligible to enroll to receive the YOBI payment. Three groups of families were enrolled, those receiving the cash benefit and HSP (YOBI + HSP), those receiving the cash benefit only (YOBI Only) and a control group of families on CalWORKs but not receiving YOBI or HSP. At baseline forty-five YOBI + HSP, thirty YOBI Only and thirteen control group families responded to the survey, with forty-four YOBI + HSP, twenty-four YOBI Only and fifty-seven control group families responding during Summer and forty-three YOBI + HSP, twenty-three YOBI Only, and forty-five control group families responding during the Fall. The monthly cash transfer amount was calculated by subtracting the difference between the income of each household enrolled in the YOBI project from the California Poverty Measure (CPM) and adding one dollar to the difference to determine the cash amount provided.

To learn how the cash transfer impacted caregiver and child health and wellbeing, study participants answered survey questions with comparisons conducted between participants and a control group of families in CalWORKs but not receiving the YOBI cash payment. Families were surveyed in Spring of 2022, before receiving their first YOBI payment. Two more follow-up surveys were conducted with families in July 2022, and January 2023. Data continues to be collected but is not represented in the results reported here. The program was funded by grants and generous donations in the amount of \$771,500 from: Sutter Health, Sierra Health Foundation, Office of Child Abuse Prevention (OCAP), Yolo First 5, and Kelly Stuart, and Travis Foundations. The data reported here comes from surveys conducted with participants throughout 2022 and early 2023 and summarizes the results from data collected throughout the first nine months of the program. The results show YOBI positively impacted the lives of the families served.

YOBI is one of the first 100 guaranteed income program pilots in the United States according to the Economic Security Project [3]. With promising early results from YOBI and other poverty alleviation pilot projects, this community-engaged research project demonstrates a new approach to breaking inter-generational cycles of poverty. **Join the conversation by sharing these findings! For questions, contact: Dr. Catherine Brinkley (crcinfo@ucdavis.edu)**


Designer: Samantha Sime, MPH

References:

- [1] <https://www.census.gov/quickfacts/yolocountycalifornia>
- [2] East, C. N., Miller, S., Page, M., & Wherry, L. R. (2023). Multigenerational Impacts of Childhood Access to the Safety Net: Early Life Exposure to Medicaid and the Next Generation's Health. *American Economic Review*, 113(1), 98-135.
- [3] <https://economicsecurityproject.org/work/guaranteed-income/>

PROJECT DATA & OUTCOMES

Head of Household & Average Monthly YOB I Income



90%
of participating households are headed by a single mother

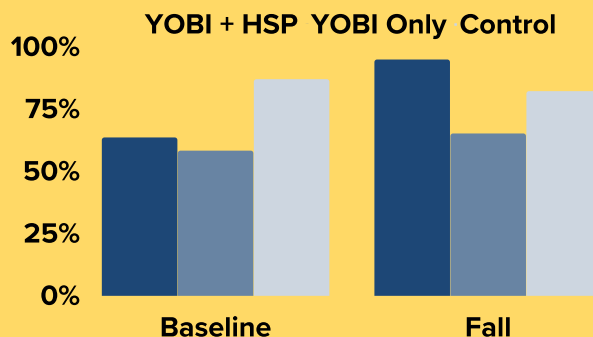
\$1,289

Range **\$600-\$2,449***

*The highest amount of \$2,449 was an outlier paid to one very large family

Housing Stability

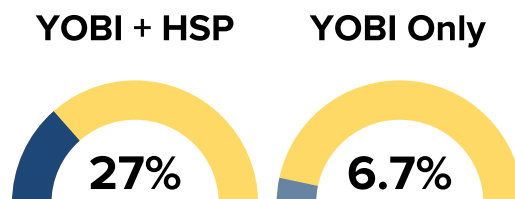
YOBI + HSP and YOBI Only families reported a 50% & 22% increase in either rental or ownership of their home, in comparison to a 5% decline in the control group.



At Baseline, YOBI + HSP adult participants had higher levels of stress and depression than the YOBI Only and Control group.

After participating in YOBI, the YOBI + HSP group reported declines in depressive symptoms.

Depression Symptoms Prior To & With YOBI



29%

Declines in Depression Scores were reported by the YOBI + HSP group

Making Ends Meet & Family Time

Prior to YOBI, families struggled to pay bills. With YOBI, families reported having more money to pay bills. YOBI + HSP and the YOBI Only groups reported 25% and 26% declines in struggling to make ends meet.



All families receiving YOBI reported spending more time with their children and family.

Library attendance with children increased by

127%

Basic Needs & Financial Independence

Prior to YOBI > 20% of families participating could not meet basic needs for clothing, transportation or medical care. With YOBI, the YOBI + HSP and the YOBI Only group reported a 49% and 47% decline in asking friends and family for money or food.

